

## JOIN VIDEOCALL

One day before the event, you will receive an **invitation link**<sup>1</sup> with which you can take part in the video conference. The link is valid for the rehearsals as well as for the entire event.

You can open the link on your computer, laptop, mobile phone or tablet and log in with **just one click after entering your name**.

In the conference you can see the complete stage<sup>2</sup> or your presentation<sup>3</sup>. You can also hear the audio from all microphones on the stage.

Anmelden

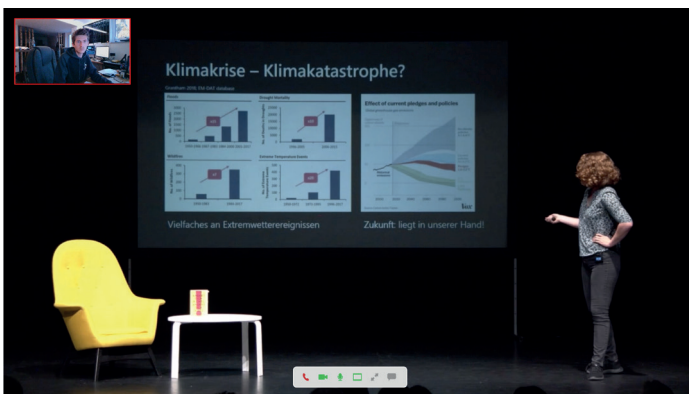
Name  
Tobias

Password  
3394643847

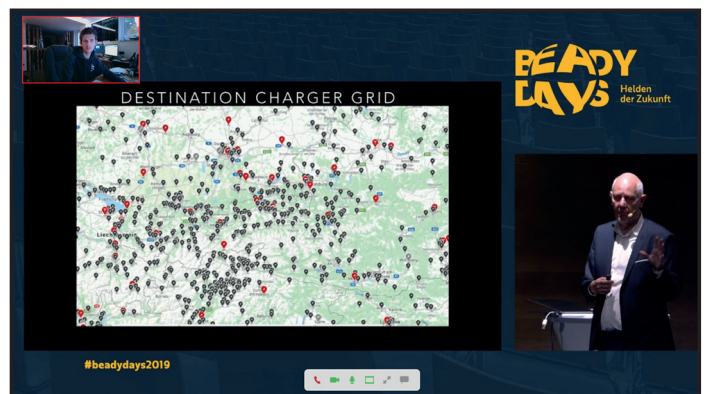
[JOIN CALL](#)

(Pictures 1)

**Note: This link is only for you as a lecturer. Participants get their own!**



(Picture 2)



(Picture 3)

## CONTROL EXTERNAL PRESENTATION

When you give a presentation, you get a **second link** from which you can click on the presentation<sup>4</sup>.

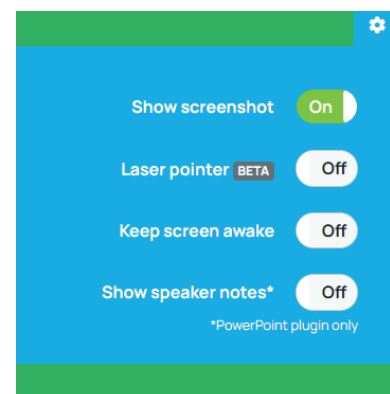
Each speaker gets the same link to control his presentation - i.e. please get up a **maximum of 10 minutes** before your presentation start a, otherwise you may end up with the See the previous speaker's presentation.

**Please do not click any further here!**

With Settings<sup>5</sup> (top right of the screen) it is possible to display your presentation slides independently.



(Picture 4)



(Picture 5)

If you have any further questions, don't hesitate contact us.